

PRODUCT INCENTIVE PROGRAM ONLINE APPLICATION GUIDE

FIRST TIME USERS

Register to create a customer log in ID. The registration page is available from bchydro.com/incentives.

BC Hydro FOR GENERATIONS

Already a customer? [Log In](#) or [Create a profile](#)


[About BC Hydro](#) [Careers](#) [Newsletters](#) [Contact Us](#)

[Accounts & Billing](#) [Power Smart](#) [Energy in B.C.](#) [News, Events & Media](#) [In Your Community](#) [Safety & Outages](#)

[Residential Customers](#) [Business Customers](#) [Builders & Developers](#) [Local Government & District Energy](#) [Power Smart Alliance](#)

Home > Power Smart > Business Customers > Product Incentive Program

PRODUCT INCENTIVE PROGRAM



ABOUT THE PROGRAM

The Product Incentive Program (PIP) provides financial incentives to small and medium businesses to replace inefficient technologies with new energy efficient products. Save money and energy and contribute to environmental sustainability.

Program updates

As a result of updated product costs and technology demands, changes to some financial incentive levels and a removal of a number of incentives is scheduled. For the complete list of changes, please see the [program updates](#) [PDF, 107 KB].


Effective July 1, 2013, select ENERGY STAR commercial clothes washers are available for a \$75 rebate as part of the Appliance Rebate Program. [Apply now.](#)


Helping businesses save money and energy


Since 2003, the Product Incentive Program has been helping customers

- Reduce their electricity consumption
- Improve the bottom line by lowering energy costs
- Access financial incentives and qualified industry support for energy saving upgrades
- Contribute to environmental sustainability

The program provides incentives for various technologies, some of which include:

LIGHTING


COMMERCIAL COOKING EQUIPMENT


REFRIGERATION


How to access financial incentives

BUSINESS CUSTOMERS

- Small & Medium Business
- Commercial
- Industrial
- Business Guides & Energy Saving Tips

Product Incentive Program

- [Eligible Technologies](#)
- [Energy Fix](#)
- [How to apply](#)
- [Success stories](#)
- [e.Catalog for Business](#)

[Federal Business Incentives](#)[B.C. Business Incentives](#)[Power Smart Tips](#)[Track Your Business Consumption](#)[Power Smart Excellence Awards](#)[Power Smart Forum](#)

Product Incentive Program Log in

- Existing user
- New user

Apply for the Power Smart Product Incentive Program

Instructions:

1. Please complete the Login registration form below and click the Submit button to create a customer Login ID*.
* If you are an industry member, please log into the PIP system using your username and password to register a new customer.
 2. Add at least one facility on the Facility Information page.**
**You must complete both step 1 and 2 in order to receive a password.
 3. Agree to the PIN Terms and Conditions if required.
- Note: You will not be permitted to share your Login ID or password with anyone. Misuse of your Login ID and password may result in BC Hydro deactivating your Login ID, denying any pending incentive applications and declining future participation in Power Smart programs.

Login ID Registration Form

Fields marked with an asterisk (*) are required.

*First Name	<input type="text"/>
*Last Name	<input type="text"/>
*Company	<input type="text"/>
*Legal Name of Registered Company	<input type="text"/>
Address	<input type="text"/>
City	<input type="text"/>
Province/State	<input type="text" value="BC"/> 2 character Abbreviation
Postal/Zip Code	<input type="text"/> Format: A1B 2C3
*Country	<input type="text" value="Canada"/>
*Email Address	<input type="text"/> Format: user@host.com
Business Phone	<input type="text"/> Format: (604) 555-1212
<input type="checkbox"/> I am registered for GST purposes. My GST number is:	<input type="text"/>
<input checked="" type="checkbox"/> I am not registered for GST purposes	

Create a user name to log in to the Power Smart Product Incentive Program.

*Username maximum 20 characters

Enter Facility Information

*BC Hydro Account Number no spaces, dashes, or underscores

The Postal Code of the facility is required to validate the account.

*Service Address Postal Code (i.e. V6B 5A1)

*Facility Type

[Cancel](#)

[Submit](#)

OBTAIN A PIN

Once you've registered to create a log in ID you'll be asked if you want to obtain a PIN. By obtaining a PIN, you can have a Power Smart Alliance member complete the application on your behalf. To receive a PIN, read the PIN Terms and Conditions and then click "**Submit**" to have a PIN emailed to you. You can then provide the PIN to your Power Smart Alliance member. **If you are completing the application yourself and do not require a PIN click "Not Required."**

PIN Terms and Conditions

The Product Incentive Program has introduced a unique PIN for customers. With this PIN you may delegate other parties to complete your applications. If you are **completing the application yourself** and **do not** require a PIN, please click the "**Not Required**" button below.

If you would like to delegate another party to complete the application on your behalf using a PIN, click "**Submit**" to have a PIN emailed to you.

Please contact us at 1-866-522-4713 if you have any questions.

Customer Information	
Name	Demo Account
Email	john.smith@email.com
Legal Name of Registered Company	PIP Demo Account Ltd.
Terms and Conditions for use of a Personal Identification Number (PIN):	
<ul style="list-style-type: none">• The Applicant is solely responsible for the PIN and maintaining its security• The Applicant may disclose the PIN to third parties; however, BC Hydro will deem any instructions submitted with the Applicant's PIN as valid information and instructions submitted by Application or upon the authority of the Applicant• The Applicant will be liable for any instructions, transaction, and information submitted with the PIN	
I, the undersigned, declare that:	
<ul style="list-style-type: none">• I am a duly authorised representative of the Company described above.• I have read the above terms and conditions and I agree.• The information in this Declaration is accurate and complete.	
I have read the above terms and conditions of the Personal Identification Number (PIN) for the Power Smart Product Incentive Program and I agree.	

Not Required

Submit

LOGIN TO THE ONLINE APPLICATION SYSTEM

Log into the online application system using the customer username and password created in the previous step. When the *Program Information* page is displayed, click “Start an Application” to begin.

Home > Power Smart > Business Customers > Product Incentive Program


Product Incentive Program

Log in to Product Incentive Program (PIP)

PIP User ID

Password

[Log in to PIP](#)

BC Hydro  FOR GENERATIONS

Already a customer? [Log in](#) or [Create a](#)

About BC Hyr

[Accounts & Billing](#) [Power Smart](#) [Energy in B.C.](#) [News, Events & Media](#) [In Your Community](#) [Sa](#)

[Residential Customers](#) [Business Customers](#) [Builders & Developers](#) [Local Government & District](#)

Home > Power Smart > Business Customers > Product Incentive Program

Program Information

Only approved products as listed on BC Hydro's [e.Catalog](#) will be eligible for incentives.

Applications must be submitted within 120 days of the invoice date.

[Add an Application](#)




[Start an Application](#)

STEP 1:

Click the “Add” button and enter the application contact and incentive recipient contact information. All information regarding your application will be sent to the Application Contact and the incentive cheque will be sent to the Incentive Recipient.

Progress Steps

1 2 3 4

 You are here  Filled in  Not Completed

Application Number PIP13-25657 - Test Account [Edit](#)

Complete the following steps before submitting your application.

Step 1:	Contact Information	John Smith john.smith@email.com	Add
Step 2:	Installer		Add
	Distributor		Add
Step 3:	Project Details		Add Site
	Cannot Send Emails You cannot send emails at this time.		
Step 4:	Submit Application		Submit

You are on Step 1 of 4



 You are here  Filled in  Not Completed

PIP13-25649 / Contact and Incentive Recipient Information

All fields must be completed.

Application Contact Information regarding this application will be sent to the contact shown below.

Contact First Name

James

Contact Last Name

Hahn

Contact Company

Test Account

Phone

604 123 4567

Email

hahn@user.com

Incentive Recipient

Please direct payment of the incentive by selecting the appropriate button below. Cheques can only be made out to the BC Hydro account holder of record, or the legal owner or occupier of the premises.

☐ Account Holder ☒ Legal Owner or Occupier

Care Of (c/o) Name

James Hahn

(eg: Contact Name or Property Management Company)

GST Applicable?

Yes ☐ No ☒



GST #

Note: Incentive amounts include GST. If you do not have a GST number, the GST will be deducted from the total incentive amount.

Cancel

Save

STEP 2:

Click the “Add” button to Indicate who will be performing the energy-efficient upgrades: BC Hydro approved contractor, internal non-certified employee or internal staff electrician/journeyman.

Progress Steps

1 2 3 4

● You are here ● Filled in ● Not Completed

Application Number PIP13-25657 - Test Account [Edit](#)

Complete the following steps before submitting your application.

Step 1:	Contact Information	James Hahn james@user.com	Edit
Step 2:	Installer		Add
	Distributor		Add
Step 3:	Project Details		Add Site
Cannot Send Emails You cannot send emails at this time.			
Step 4:	Submit Application		Submit



You are on Step 2 of 4

1 2 3 4

● You are here ● Filled in ● Not Completed

PIP13-25649 / Select a Distributor

Lighting projects must use products purchased from an approved Power Smart Alliance distributor. Projects involving only non-lighting products may use any supplier. Projects with both lighting and other products must identify an Alliance Distributor. The applicable Distributor ID number is available from your distributor.

☒ Power Smart Alliance Distributor

Distributor ID number

☐ Other Distributor

Distributor Company Name

[Cancel](#) [Save](#)

STEP 3A:

Click "Add Site" to specify where the work is being done

Progress Steps

1 2 3 4

You are here Filled in Not Completed

Application Number PIP13-25657 - Test Account [Edit](#)

Complete the following steps before submitting your application.

Step 1: **Contact Information** James Hahn
james@user.com [Edit](#)

Step 2: **Installer** Name: Tanya P Test Contractor [Edit](#)

Distributor Company: Test Distributor Tanya
Name: Tanya P [Edit](#)

Step 3: Project Details [Add Site](#)

Send Email [Send](#)

Step 4: **Submit Application** [Submit](#)

You are on Step 3 of 4

1 2 3 4

You are here Filled in Not Completed

PIP13-25657 / Site Selection

Select the facility you would like to add to your application and click Select.
To add, edit or remove a facility go to [Site Management](#).

Press Cancel to exit.

Facility Name	Postal Code	No. of Incentive Applications
<input checked="" type="radio"/> 4555 Kingsway St, Burnaby, BC, V4H 4T8	V4H 4T8	2

[Cancel](#) [Select](#)

Adding a site – If the site is not in the list go to Site Management located on the right side of the page.

You are on Step 3 of 4

1 2 3 4

You are here Filled in Not Completed

PIP13-25657 / Site Selection

Select the facility you would like to add to your application and click Select.
To add, edit or remove a facility go to [Site Management](#).

Press Cancel to exit.

Facility Name	Postal Code	No. of Incentive Applications
<input checked="" type="radio"/> 4555 Kingsway St, Burnaby, BC, V4H 4T8	V4H 4T8	2

[Cancel](#) [Select](#)

PRODUCT INCENTIVE PROGRAM

Applications

- [Application Summary](#)
- [Site Selection](#)
- [Site Management](#)
- [My Profile \(Arkinstall\)](#)
- [Terms & Conditions](#)
- [Log Out](#)

Click “Add Site” to create it.

Your Site	Incentive Applications
4555 Kingsway St, Burnaby, BC, V4H 4T8	2

[Edit](#)

[Add Site](#)

PRODUCT INCENTIVE PROGRAM

Applications

- [Site Management](#)
- [My Profile \(Arkinstall\)](#)
- [Terms & Conditions](#)
- [Log Out](#)

Enter in the BC Hydro account number(s) and the corresponding postal code for each facility. Select site type from the drop down box and then click “Save.”

Enter Facility Information

All fields must be completed.

BC Hydro Account Numbers (no spaces, dashes, or underscores)

Account Number

The Postal Code of the facility is required to validate the account

Service Address

Postal Code (i.e. V6B 5A1)

Facility Type

[Cancel](#) [Save](#)

STEP 3B:

Select the upgrades in your facility by inputting the number of products being installed and specify the area where the new product will be installed.

You are on Step 3 of 4

1 2 3 4

You are here Filled in Not Completed

PIP13-25649 / Project Details

4555 Kingsway St, Burnaby, BC, V4H 4T8 / Installation Summary

Instructions ?

- Step A: Identify each configuration being replaced for this facility.
- Step B: Select products where indicated and required.

Add

You are on Step 3 of 4

1 2 3 4

You are here Filled in Not Completed

PIP13-25649 / Project Details

4555 Kingsway St, Burnaby, BC, V4H 4T8 / Select Existing Configuration

Click the list below to see existing configurations that are eligible for replacement under this program.
Click on a configuration that you will be replacing and enter the required details.

Existing Configuration	New Configuration
<p>Existing Configuration Description Incandescent 40 W - 60 W</p> <p><input type="checkbox"/> Existing Systems <input type="checkbox"/> Existing Lighting <input type="checkbox"/> Incandescent/Halogen<ul style="list-style-type: none">More than 100 W incandescent or HalogenIncandescent < 40 WIncandescent 40 W - 60 WIncandescent <= 60 WHalogen MR 16 > 20 WHalogen Reflector < 60 WHalogen Reflector >= 60 W and <= 100 W</p>	<p>LED Screw In</p> <p><input checked="" type="radio"/> LED Screw-in (450 - 1000 lumens)</p> <p>Number of new Units to be installed <input type="text" value="60"/></p> <p>Area Type <input type="text" value="Low Rise Office"/></p> <p>Location where these products will be installed e.g. Classroom 101 <input type="text" value="meeting rooms"/></p> <p>Cancel Save</p>

STEP 4:

Submit your application by clicking the “Submit” button.

Progress Steps

1 2 3 4

● You are here ● Filled in ● Not Completed

Application Number PIP13-25649 - Test Account [Edit](#)

Complete the following steps before submitting your application.

Step 1: Contact Information James Hahn
hahn@user.com [Edit](#)

Step 2: Installer Name: Tanya P Test Contractor [Edit](#)

Distributor Company: Test Distributor Tanya
Name: Tanya P [Edit](#)

Step 3: Project Details [Add Site](#)

Sites	Incentive	Edit Configurations or Remove Site	
4555 Kingsway St, Burnaby, BC, V4H 4T8	\$480.00	Edit	Remove
GST (GST Number was not provided)	\$0.00		
Current Application Amount	\$480.00		

Send Email [Send](#)

Step 4: Submit Application [Submit](#)

WE'RE HERE TO HELP

For assistance with your Product Incentive Program application, email incentives@bchydro.com or call 1 866 522 4713.