

Fred James

Chief Regulatory Officer

Phone: 604-623-4046

Fax: 604-623-4407

bchydroregulatorygroup@bchydro.com

May 13, 2020

Mr. Patrick Wruck
Commission Secretary and Manager
Regulatory Support
British Columbia Utilities Commission
Sixth Floor – 900 Howe Street
Vancouver, BC V6Z 2N3

Dear Mr. Wruck:

**RE: British Columbia Utilities Commission (BCUC or Commission)
British Columbia Hydro and Power Authority (BC Hydro)
F2020 Network Economy Annual Report to Transmission Customers
Compliance with BCUC Letter No. L-45-10**

BC Hydro writes in compliance with BCUC Letter No. L-45-10 (**Letter**) regarding British Columbia Transmission Corporation's (**BCTC**) Application for its Network Economy and Open Access Transmission Tariff (October 19, 2006). The Letter requires BC Hydro (as previously required of BCTC) to post Network Economy Meeting Bulletins and Network Economy Annual Reports on its website, and to convene a Network Economy Meeting (as required under section 11 of the Settlement Agreement attached as Appendix 1 to BCUC Order No. G-127-06) only if customers expressly ask for a meeting by way of a letter to BC Hydro, with copy to the BCUC.

BC Hydro advises that on April 17, 2020 it posted a bulletin (**Bulletin**) on its [website](#), as set out in Figure 1 below. The bulletin solicited comments from customers on the need for a 2020 Network Economy Meeting, and contained a link to BC Hydro's F2020 [Network Economy Annual Report to Transmission Customers](#) (**Report**)(**Attachment 1**). The Report was prepared to assist customers in deciding whether the 2020 Network Economy Meeting was required.

May 13, 2020
Mr. Patrick Wruck
Commission Secretary and Manager
Regulatory Support
British Columbia Utilities Commission
F2020 Network Economy Annual Report to Transmission Customers
Compliance with BCUC Letter No. L-45-10

Figure 1 2020 Network Economy Meeting Bulletin

2020 Network Economy Meeting

Posted on April 17, 11:18 a.m

Pursuant to British Columbia Utilities Commission (BCUC) Order No. G-127-06, Appendix 1, the BCUC directed BC Hydro, then BCTC, to convene annual Network Economy Meetings to discuss on a "without prejudice" basis issues arising with respect to the use of Network Economy. A standing agenda item for these meetings is to review the use of, and continued requirement for, a different Trigger Price (as defined in Section 1, Attachment Q-2).

For the last several years, BC Hydro solicited customer feedback to determine whether or not there was an interest to hold the annual meeting; there was a lack of interest in all years. However, in 2009 it was suggested that a meeting may not be necessary if BC Hydro prepared an annual Network Economy report showing trends and statistics along with explanations for the figures. Notwithstanding, it was requested that the requirement for an annual meeting remain in place. Subsequently, BC Hydro applied to the BCUC to not hold the Network Economy Annual Meeting in 2009 and to instead post an annual Network Economy report in lieu of holding the meeting, which was approved by the BCUC.


In 2010, BC Hydro requested permission from the BCUC to, again, not hold an annual Network Economy Meeting. Pursuant to BCUC Letter No. [L-45-10](#), BC Hydro is only expected to convene an annual Network Economy Meeting if customers of BC Hydro expressly ask for a meeting by way of a letter to BC Hydro with a copy to the BCUC. BC Hydro is pleased to post its [Annual Network Economy Report to Transmission Customers](#), which covers the same issues and in the same format as previous years. If, after reviewing the report, you believe an annual meeting is required, please send your letter to [Brenda Ambrosi](#) and copy the [BCUC](#) by May 1, 2020.

BC Hydro received no requests to hold a 2020 Network Economy Meeting and no letters of comment on the Report.

Based on no requests being made by customers to hold a Network Economy meeting, no such meeting will be held by BC Hydro in 2020.

For further information, please contact Anthea Jubb at 604-623-3545 or by email at bchydroregulatorygroup@bchydro.com.

Yours sincerely,



Fred James
Chief Regulatory Officer

ch/ma

Enclosure (1)

**Network Economy and
Open Access Transmission Tariff**

**Network Economy Annual Report
to Transmission Customers**

Attachment 1

F2020 Annual Report

April 2020



NETWORK ECONOMY ANNUAL REPORT TO TRANSMISSION CUSTOMERS

April 2020



Introduction

Pursuant to British Columbia Utilities Commission (the “Commission”) Order No. G-127-06, Appendix 1 (Appendix 1), BC Hydro is to convene an annual Network Economy Meeting to discuss, on a “without prejudice” basis, issues arising with respect to the use of Network Economy. The first annual meeting was to take place one year after implementation of the revised Network Economy provisions and no later than June 1, 2008. No issue with respect to the use of Network Economy had arisen and, with approval of the Commission, the meeting was not held.

In 2009, in BC Hydro’s consultation on the requirement of the Network Economy annual meeting a customer proposed that a meeting may not be necessary if BC Hydro prepared an annual Network Economy report showing trends and statistics along with explanations for the figures. This proposal was subsequently approved by the Commission via Letter No. L-32-09 (Appendix 2).

In 2010, again there was no interest by customers to hold a Network Economy annual meeting so BC Hydro requested permission from the Commission to not hold a 2010 Network Economy meeting. The Commission, via Letter No. L-45-10 (Appendix 3), approved BC Hydro’s request and furthermore stated that BC Hydro is only expected to convene an annual Network Economy meeting if customers of BC Hydro expressly ask for a meeting by way of a letter to BC Hydro and copied to the Commission. Additionally, the Commission requested BC Hydro to continue its postings of future annual Network Economy meeting bulletins and future Annual Reports.

On April 25, 2019, BC Hydro posted a bulletin (Appendix 4) attaching its annual Network Economy Report and asked customers to decide if, after reviewing the report, an annual Network Economy meeting is required. If customers felt a meeting was required it was requested that they submit their letter in accordance with Commission Letter Order L-45-10 by May 10, 2019.

Purpose

Network Economy is also known as Secondary Service under the OATT (Appendix 5). The terms and conditions for Network Economy are described in Sections 28.4 and 28.6, Attachment Q-2, the Settlement Agreement (Appendix 1, page 2 of 20 onwards), and Tariff Supplement No. 80 (Appendix 6).

There are two components that determine the priority of Network Economy Transmission Service: the Network Economy Utilization Test and the Economic Test. The procedures for calculating the Network Economy Utilization Test, and the market and trigger price determinations for calculating



the Economic Test are set out in BC Hydro Business Practice (Appendix 7) entitled Network Economy Service.

This report details the history of the use of Network Economy for the last three years until BC Hydro's recent fiscal year end (March 26, 2017 to March 21, 2020). The statistics that follow provide information on volume, the utilization rate, the frequency of times that the Network Customer passed the Economic Test and the relationship between volume and price.

Specifically, for the Utilization Test:

- Graphs 1 and 2 show the Network Economy transmission volume (MWh) that was reserved.
- Graphs 3 and 4 show the Utilization Rate.

For the Economic Test:

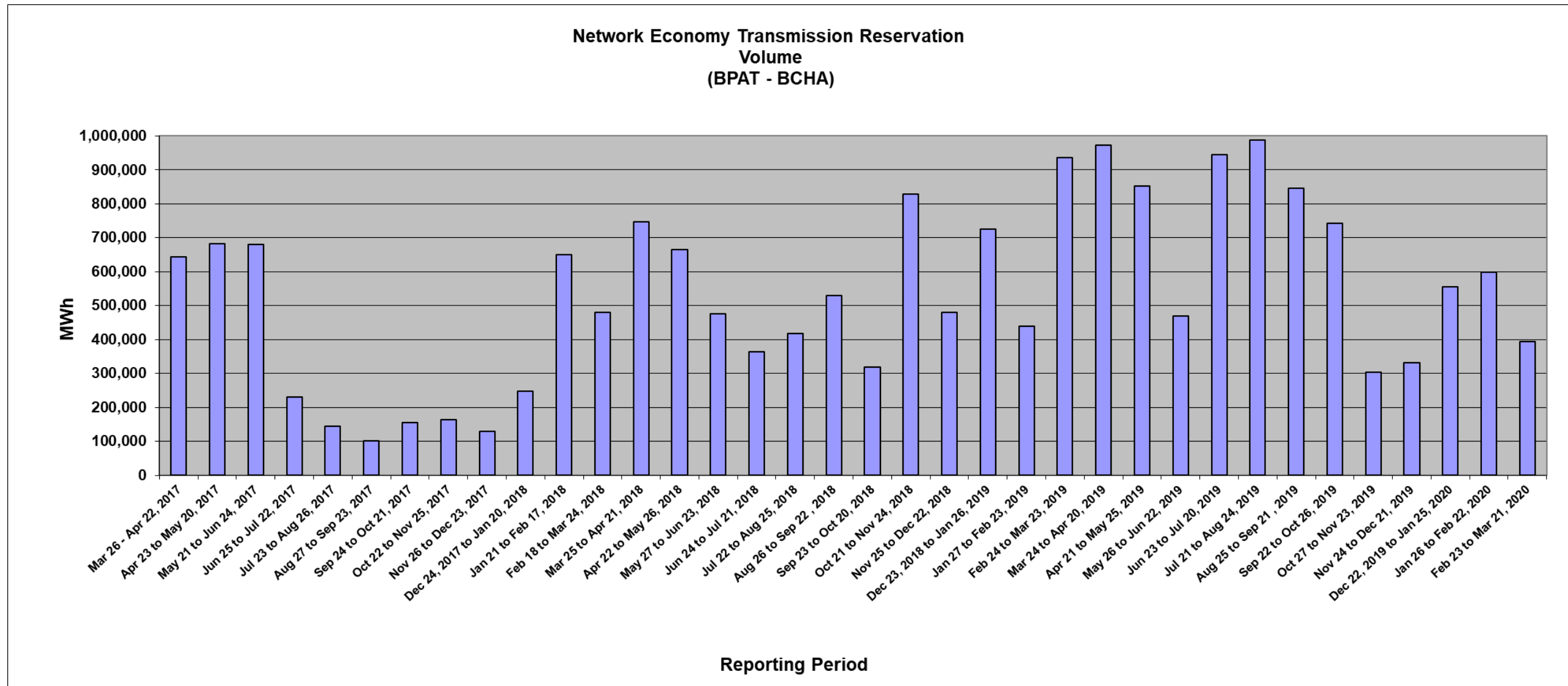
- Table 1 summarizes the Economic Test results.
- Table 2 provides a summary of the average Market Price for the US-BC and AB-BC interties.
- Graphs 5 and 6 illustrate the relationship between the Network Economy transmission volume and the average Market Price.



Utilization Test

Results are shown in Graphs 1-4.

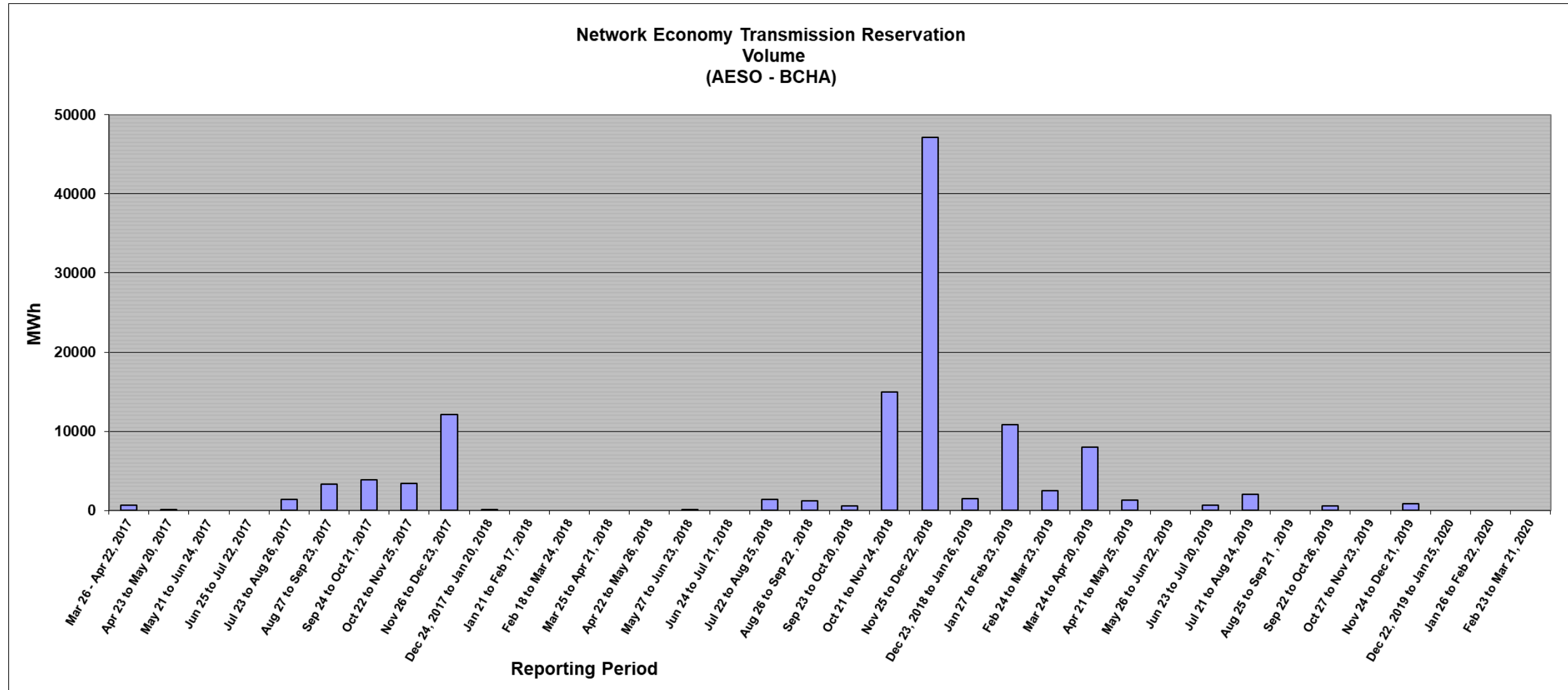
Graph 1: The graph below shows the Network Economy transmission volume (MWh) that was reserved by the Network Customer from March 26, 2017 to March 21, 2020 on the BPAT-BCHA import path.



This graph shows that the highest amount of Network Economy transmission reserved for import on the BPAT – BCHA path was 987,637 MWh for the period July 21 to August 24, 2019 followed by 972,673 MWh for the period of March 24 to April 20, 2019, and 945,534 MWh for period June 23 to July 20, 2019. Import transmission reservations for all other time periods from March 26, 2017 to March 21, 2020 are below 937,000 MWh.



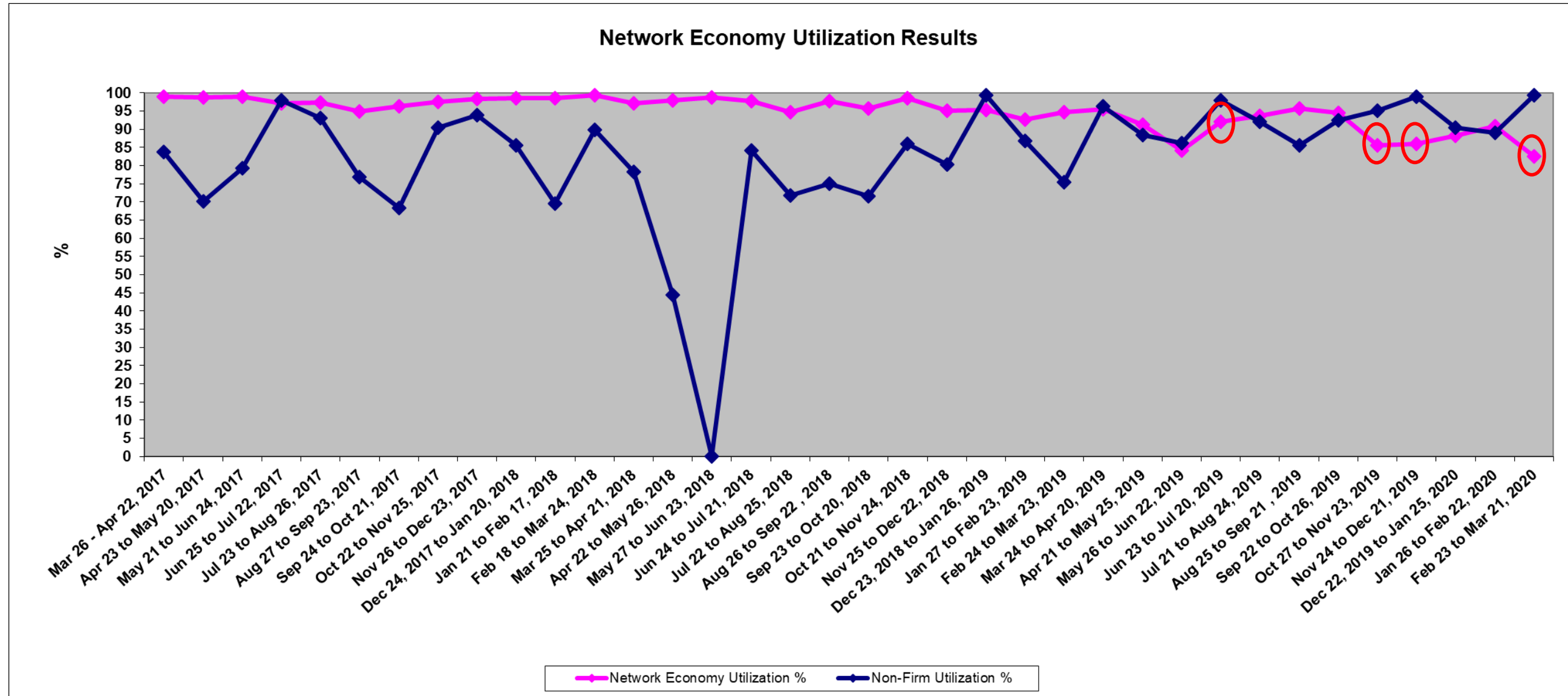
Graph 2: The graph below illustrates the Network Economy transmission volume (MWh) that was reserved by the Network Customer from March 26, 2017 to March 21, 2020 on the AESO - BCHA import path.



This graph shows that the highest amount of Network Economy transmission reserved for import on the AESO – BCHA path was 47,126 MWh for the period November 25 to December 22, 2018 followed by 14,995 MWh for the period October 21 to November 24, 2018, and 12,143 MWh for the period November 26 to December 23, 2017. Import transmission reservations for all other time periods from March 26, 2017 to March 21, 2020 are below 11,000 MWh. (Refer to Item 5 (in Appendix 1 to Order No. G-127-06, Page 11 of 20) in Appendix 1 for the definition of the Reporting Period).



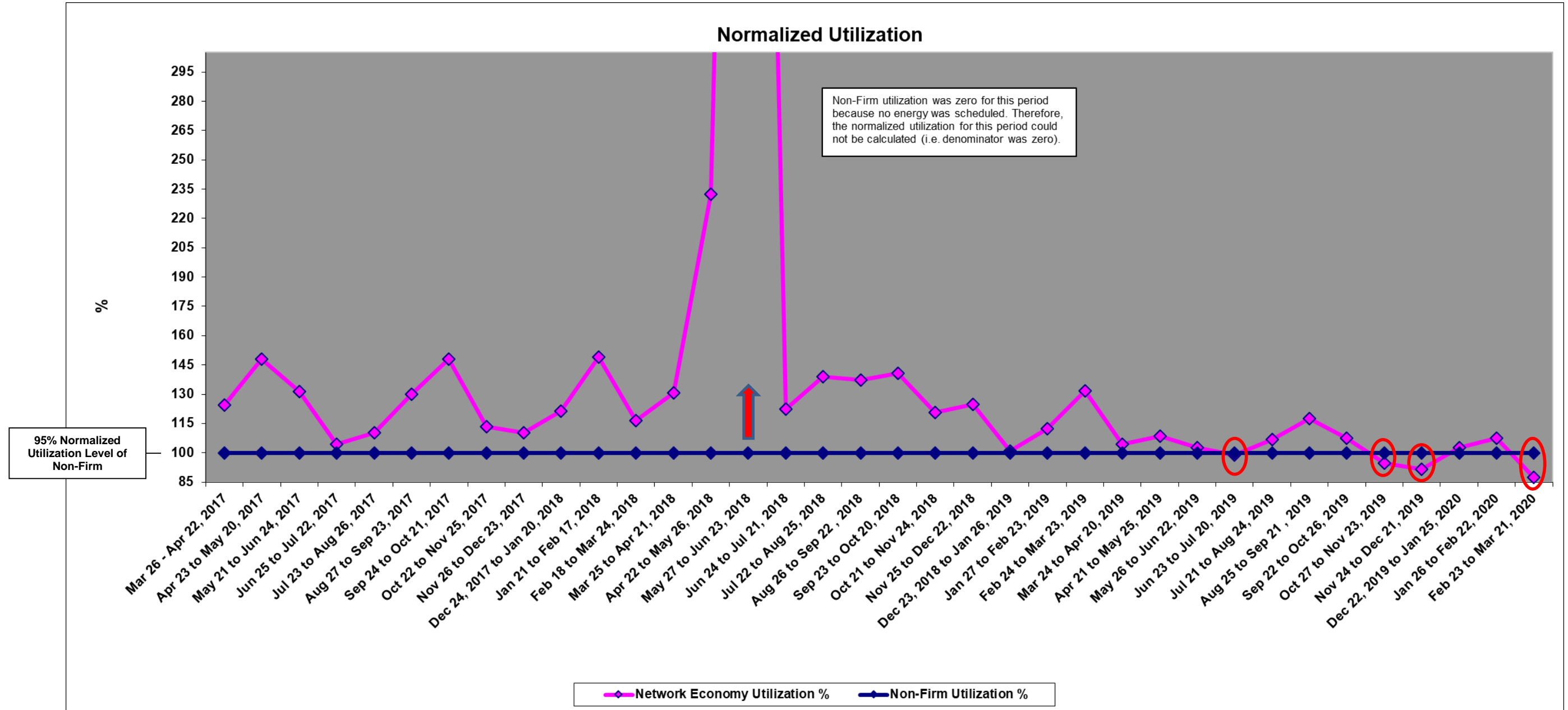
Graph 3: The graph below shows the Utilization Rate.



In accordance with Attachment Q-2, Section 5 of the BC Hydro Open Access Transmission Tariff (OATT), "The Network Customer must, for the entirety of the reporting period, ... maintain an average utilization rate of all Network Economy reservations of at least 95% of the average utilization of Daily and Hourly Non-Firm Point-to-Point service by customers, other than the Network Customer or its marketing affiliates, in pre-schedule and Real-Time, over the same reporting period." BC Hydro calculates the average utilization rate of Network Economy Transmission reservations by the Network Customer and the Non-Firm Point-to-Point (PTP) Transmission reservations by non-Network Customers. The Network Customer passes the Utilization Test if the average utilization rate of the Network Economy transmission reservations divided by the average utilization rate of the Non-Firm PTP transmission reservations of non-Network Customers is greater than or equal to 95%. Data indicates that the Network Customer failed the Utilization Test four times: June 23 to July 20, 2019, October 27 to November 23, 2019, November 24 to December 21, 2019, and February 23 to March 21, 2020 (refer to Appendix 8). Please refer to the Network Economy Business Practice for details regarding the process and calculations used in determining the Utilization Test.



Graph 4: The normalized graph below also shows red circles for each of the four times when the Network Customer failed the Utilization Test: June 23 to July 20, 2019; October 27 to November 23, 2019; November 24 to December 21, 2019; and February 23 to March 21, 2020. In addition, an anomaly occurred for the period May 27 to June 23, 2018 in which zero energy was scheduled on the reserved Non-Firm transmission service thereby making the Non-Firm utilization not calculable (i.e. denominator was zero) for the period. Consequently, a text box has been inserted in the graph indicating such anomaly. The remaining points on the graph shows Network Economy utilization during the reporting period when it was at least 95% of the average utilization of Daily and Hourly Non-Firm PTP Transmission service by customers to maintain priority. (Refer to Attachment Q-2 for details).





Economic Test

The Economic Test uses both the Market Price and the Trigger Price for both the Alberta-BC and the US-BC interties. (Refer to Appendix 7, Network Economy Service Business Practice, for definitions of these prices).

Network Economy transmission reservations will have the priority and rights provided in Section 14.7 of the OATT only if the Market Price is less than or equal to the Trigger Price for the delivery hour (“PASS”). If the Market Price is greater than the Trigger Price for the delivery hour (“FAIL”), Network Economy transmission reservations will have the same priority as Non-Firm PTP transmission service, with the exception that the provisions of Section 14.2 of the OATT providing for reservation priority based on price shall not apply.

Table 1: The table below summarizes the Economic Test results for the time periods as indicated, which are performed on a daily basis.

MONTH	BPAT - BCHA		AESO - BCHA	
	PASS	FAIL	PASS	FAIL
April/17	0%	100%	0%	100%
May/17	0%	100%	0%	100%
June/17	0%	100%	0%	100%
July/17	0%	100%	0%	100%
August/17	0%	100%	0%	100%
September/17	0%	100%	0%	100%
October/17	0%	100%	0%	100%
November/17	0%	100%	0%	100%
December/17	0%	100%	0%	100%
January/18	0%	100%	0%	100%
February/18	0%	100%	0%	100%
March/18	0%	100%	0%	100%
April/18	0%	100%	0%	100%
May/18	0%	100%	0%	100%
June/18	0%	100%	0%	100%
July/18	0%	100%	0%	100%
August/18	0%	100%	0%	100%
September/18	0%	100%	0%	100%
October/18	0%	100%	0%	100%



MONTH	BPAT - BCHA		AESO - BCHA	
	PASS	FAIL	PASS	FAIL
November/18	57%	43%	69%	31%
December/18	37%	63%	81%	19%
January/19	0%	100%	18%	82%
February/19	0%	100%	0%	100%
March/19	0%	100%	0%	100%
April/19	0%	100%	0%	100%
May/19	100%	0%	71%	29%
June/19	96%	4%	87%	13%
July/19	0%	100%	0%	100%
August/19	0%	100%	0%	100%
September/19	0%	100%	0%	100%
October/19	0%	100%	0%	100%
November/19	0%	100%	0%	100%
December/19	0%	100%	0%	100%
January/20	0%	100%	0%	100%
February/20	0%	100%	0%	100%
March/20	0%	100%	0%	100%



Table 2: The table below provides the average Market Price for the US-BC and AB-BC interties for the time periods as indicated.

MONTH	AVERAGE MARKET PRICE ¹ (\$ / MWh)	
	US-BC	AB-BC
April/17	\$10.81	\$19.10
May/17	\$14.79	\$21.83
June/17	\$12.94	\$16.83
July/17	\$34.14	\$26.82
August/17	\$52.65	\$24.69
September/17	\$37.62	\$22.18
October/17	\$33.13	\$20.41
November/17	\$32.88	\$24.97
December/17	\$34.35	\$21.78
January/18	\$27.77	\$40.90
February/18	\$23.21	\$31.36
March/18	\$26.37	\$32.27
April/18	\$19.02	\$40.53
May/18	\$9.31	\$63.81
June/18	\$15.67	\$63.53
July/18	\$70.11	\$57.11
August/18	\$74.08	\$70.04
September/18	\$37.46	\$36.05
October/18	\$55.77	\$63.51
November/18	\$68.29	\$58.76
December/18	\$69.16	\$44.44
January/19	\$43.87	\$37.78
February/19	\$120.31	\$105.32
March/19	\$135.03	\$68.65
April/19	\$23.02	\$40.79
May/19	\$16.95	\$71.59
June/19	\$23.41	\$56.91

¹ Calculated as per BC Hydro Network Economy Business Practice

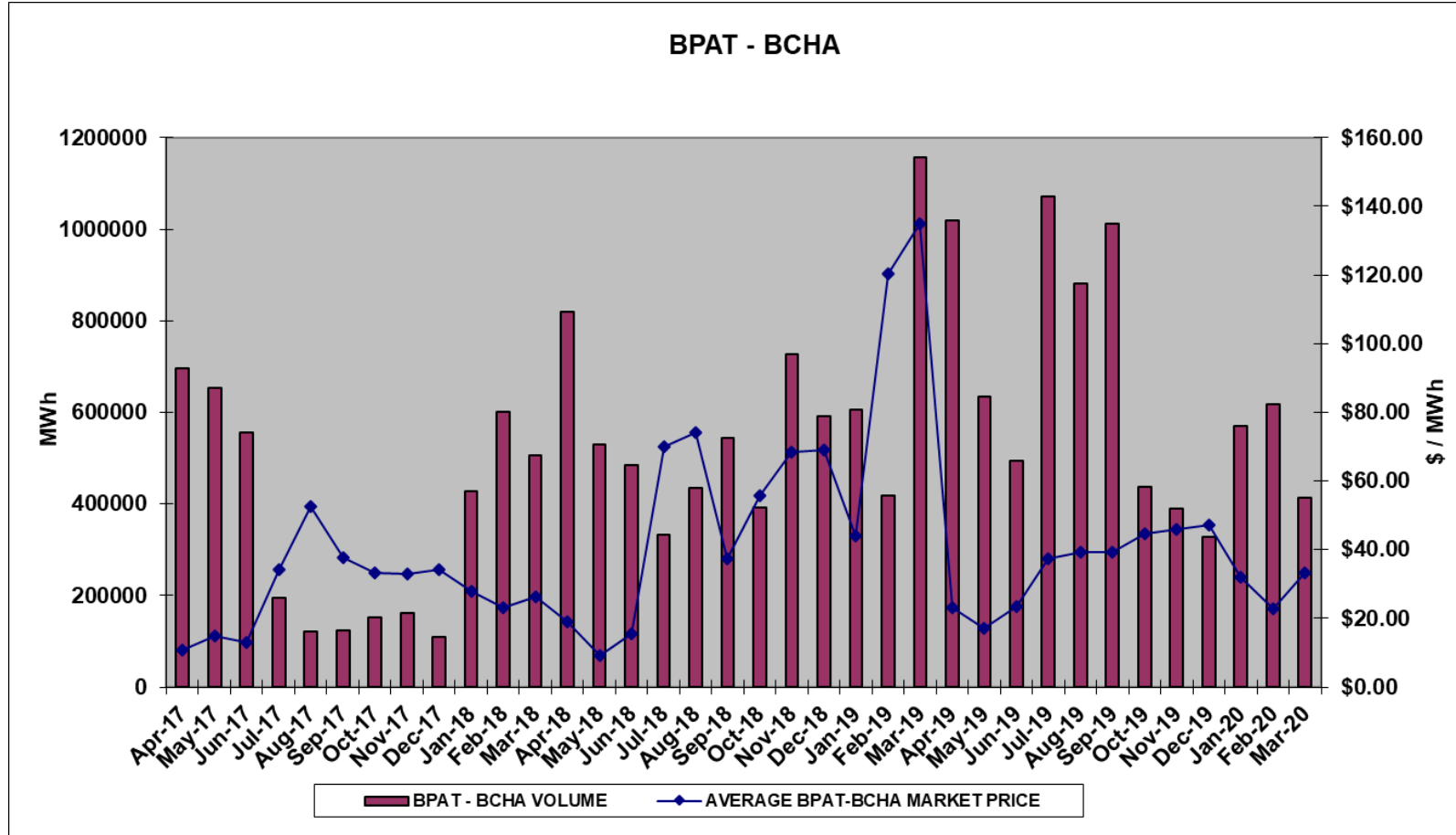


MONTH	AVERAGE MARKET PRICE ² (\$ / MWh)	
	US-BC	AB-BC
July/19	\$37.43	\$40.74
August/19	\$39.27	\$45.56
September/19	\$39.31	\$54.26
October/19	\$44.66	\$41.84
November/19	\$45.86	\$56.33
December/19	\$47.08	\$43.24
January/20	\$31.85	\$120.70
February/20	\$22.80	\$36.23
March/20	\$33.28	\$42.21

² Calculated as per BC Hydro Network Economy Business Practice

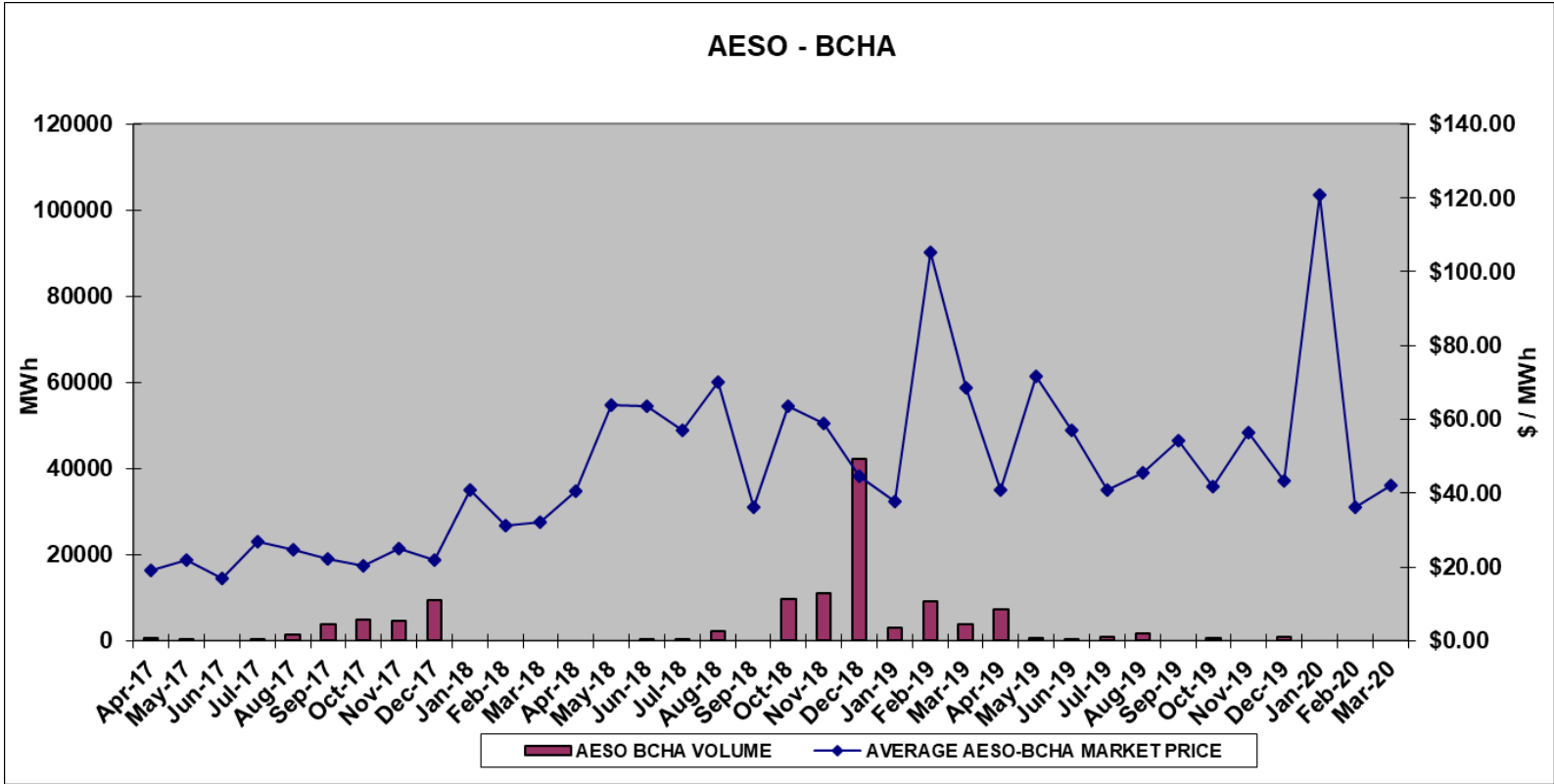


Graph 5: This graph illustrates the relationship between the Network Economy transmission volume and the average Market Price per month from April 2017 to March 2020 for the BPAT–BCHA path.





Graph 6: This graph illustrates the relationship between the Network Economy transmission volume and the average Market Price per month from April 2017 to March 2020 for the AESO–BCHA path.





List of Appendices

Appendix 1: British Columbia Utilities Commission Order No. G-127-06

http://www.bcuc.com/Documents/Orders/2006/DOC_12919_G-127-06_BCTC-NEOATT-Settlement-Agreement.pdf

Appendix 2: British Columbia Utilities Commission Letter No. L-32-09

http://www.bcuc.com/Documents/Orders/2009/DOC_21916_L-32-09_2009%20Network%20Economy%20Mtg%20Cancelled.pdf

Appendix 3: British Columbia Utilities Commission Letter No. L-45-10

http://www.bcuc.com/Documents/Orders/2010/DOC_25642_L-45-10_BCTC-2010-Network-Economy-Meeting.pdf

Appendix 4: April 17, 2020 BC Hydro Bulletin

<https://www.bchydro.com/energy-in-bc/operations/transmission/transmission-scheduling/bulletins/2020/january-april.html#Apr17>

Appendix 5: OATT

https://www.bchydro.com/about/planning_regulatory/tariff_filings/oatt.html

Appendix 6: Tariff Supplement No. 80

<https://www.bchydro.com/content/dam/BCHydro/customer-portal/documents/corporate/tariff-filings/open-access-transmission-tariff/tariff-supplement-80.pdf>

Appendix 7: Network Economy Service Business Practice

https://www.bchydro.com/content/dam/BCHydro/customer-portal/documents/corporate/suppliers/transmission-scheduling/business_practices/2018%20Mar%209%20-%20Network%20Economy.pdf

Appendix 8: Monthly Network Economy Utilization Results

https://www.bchydro.com/content/dam/BCHydro/customer-portal/documents/corporate/suppliers/transmission-scheduling/transaction_data/Network%20Economy/network_economy_utilization/2020/Monthly%20Network%20Economy%20-%20March%202020.pdf