

# BC Hydro quick facts\*



Providing customers with **reliable, affordable and clean** electricity throughout B.C., safely

A commercial **crown corporation** owned by the province of **British Columbia**



Provides **4,000,000** customers with reliable power

Among the lowest residential rates in North America\*\*




**98.4%**  
clean electricity generated in B.C. in fiscal 2017


Serves **95%** of the province's population

The average household uses approximately **10,000 kWh per year**

Our Demand Side Management portfolio achieved **733 GWh of new incremental electricity savings in fiscal 2017**




**30**  
Hydro Plants



BC Hydro has a network of over **79,000 kms** of transmission & distribution lines

**Over 300**



[bchydro.com/quickfacts](http://bchydro.com/quickfacts)

\* For the year ended March 31, 2017

\*\* Out of 22 North American Utilities surveyed for the 2016 Comparison of Electricity Prices in Major North American Cities by Hydro-Québec

\*\*\*Including programs, codes and standards and conservation rates

 **BC Hydro**  
Power smart

## Financial Information

(in millions)

for the years ended or as at March 31	2017	2016
Revenues	\$ 5,874	\$ 5,657
Net income	\$ 684	\$ 655
Property, plant and equipment and intangible assets	\$ 23,599	\$ 21,994
Property, plant and equipment and intangible expenditures	\$ 2,444	\$ 2,306
Net long-term debt	\$ 19,796	\$ 18,002

### Definitions

**power** = how much electricity is consumed by customers or produced by power generators at any instant in time

**energy** = how much is consumed or produced over a period of time

**capacity** = the maximum sustainable amount of electricity that can be produced or delivered at any instant. Example: a car engine's horsepower rating is its energy capacity

### Units of power

- 1 kilowatt (kW) = 1,000 watts
- 1 megawatt (MW) = 1,000 kilowatts (or 1 million watts)
- 1 gigawatt (GW) = 1,000 megawatts (or 1 billion watts)

### Units of energy

- 1 kilowatt hour (kWh) = 1,000 watts for 1 hour (1,000 watt hours)
- 1 megawatt hour (MWh) = 1,000 kWh
- 1 gigawatt hour (GWh) = 1,000 MWh
- (Note that the abbreviations for prefixes follow metric convention, so kilo is k, while mega and giga are capitalized. The abbreviation for watt is W.)

### Power to Energy ratios—rule of thumb

- Power to energy—for thermal electric: MW x 8 = GWh per year
- Power to energy—for large hydro: MW x 5 = GWh per year

### BC Hydro

333 Dunsmuir Street, Vancouver  
British Columbia, Canada V6B 5R3

A downloadable version of this information is available at:

[bchydro.com/quickfacts](http://bchydro.com/quickfacts)



## Operating Statistics

for the years ended or as at March 31	2017	2016
<b>Customer accounts</b>		
Residential	1,776,503	1,751,296
Light industrial and commercial	207,802	205,615
Large industrial	191	185
Other	3,467	3,459
Trade	204	214
<b>Total</b>	<b>1,988,167</b>	<b>1,960,769</b>

### Domestic Electricity Sold (gigawatt-hours)

Residential	18,068	17,331
Light industrial and commercial	18,968	18,421
Large industrial	13,177	13,669
Other	7,439	7,879
<b>Total</b>	<b>57,652</b>	<b>57,300</b>

### Revenues (in millions)

Residential	\$2,012	\$1,842
Light industrial and commercial	1,800	1,685
Large industrial	770	766
Other energy sales	428	464
Domestic Revenues before Regulatory Transfers	5,010	4,757
Regulatory Transfers	189	299
<b>Total Domestic Revenues</b>	<b>\$5,199</b>	<b>\$5,056</b>

### Average Revenue (per kilowatt-hour)<sup>1</sup>

Residential	11.1¢	10.6¢
Light industrial and commercial	9.5¢	9.1¢
Large industrial	5.8¢	5.6¢

### Average Annual Kilowatt-Hour Use Per Residential Customer Account

Customer Account	10,241	9,958
------------------	--------	-------

### Peak One-Hour Integrated System Demand (megawatts)

System Demand	10,194	9,602
---------------	--------	-------

### Lines In Service

Distribution (kilometres)	59,078	58,765
Transmission (circuit kilometres)	20,278	20,176

Water Inflows (% of average)	101	97
------------------------------	-----	----

<sup>1</sup> Average Revenue is before regulatory transfers.

## Generating Capacity in MW

### Hydroelectric

	Megawatts (MW)
Aberfeldie.....	25.0
Alouette.....	9.0
Ash River.....	28.0
Bridge River.....	478.0
Cheakamus.....	158.0
† Clayton Falls.....	2.0
Clowhom.....	33.0
Elko.....	12.0
Falls River.....	7.0
∨ GM Shrum.....	2,730.0
John Hart.....	126.0
Jordan River.....	170.0
Kootenay Canal.....	583.0
Ladore.....	47.0
La Joie.....	25.0
R Lake Bunzten.....	76.8
Mica.....	2,746.0
Peace Canyon.....	694.0
R Puntledge.....	24.0
∨ Revelstoke.....	2,480.0
Ruskin.....	105.0
R Seton.....	48.0
Seven Mile.....	805.0
R Shuswap.....	6.0
Spillimacheen.....	4.0
∨ R Stave Falls.....	91.0
R Strathcona.....	64.0
R Wahleach.....	65.0
Waneta (1/3).....	164.0
Walter Hardman.....	8.0
Whatshan.....	55.0
	<b>11,868.8</b>

### Thermal

Fort Nelson.....	73.0
Prince Rupert.....	46.0
	<b>119.0</b>

### Diesel Generation

† Ah-Sin-Heek.....	7.3
† Anahim Lake.....	3.9
† Atlin.....	2.7
† Bella Bella.....	4.9
† Dease Lake.....	3.5
† Eddontenajon.....	1.7
† Elhlateese.....	0.2
† Good Hope Lake.....	0.8
† Hartley Bay.....	1.1
† Kwadacha.....	1.8
† Masset.....	16.5
† McBride.....	5.0
† Sandspit.....	10.2
† Takla.....	0.7
† Telegraph Creek.....	1.8
† Tsay Keh Dene.....	1.1
† Toad River.....	0.6
	<b>63.8</b>

**Total Capacity.....** **12,051.6**

- R Has recreational area
- ∨ Has visitor centre
- † Non-integrated area

Generation capacity figures may vary slightly from those stated in BC Hydro's Annual Service Plan Report due to recent plant upgrades/updates.