

BC Hydro quick facts*

Our vision:

A cleaner more sustainable future for all British Columbians.



A commercial **crown corporation** owned by the citizens of British Columbia

Provides approximately **5,000,000** people with reliable electricity

First quartile** ranking for our residential, commercial and industrial rates 


 **98%**

of our electricity came from clean or renewable sources in 2023/24


Current energy mix:

 **4%**
Wind

 **1%**
Solar

 **5%**
Biomass

 **90%**
Hydro

95% of the province's population served 



The average household uses approximately **10,000 kWh** per year

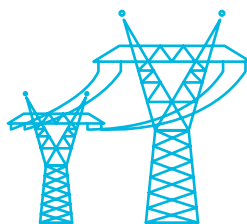
Our energy conservation portfolio achieved

152 megawatts 

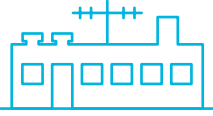
in annual new incremental capacity savings in 2023/24***

 **30** Hydro Plants

125 Independent Power Producers



BC Hydro has a network of approximately **80,000 kms** of transmission & distribution lines

 **Over 300** substations

 **BC Hydro**
Power smart

* For the year ended 2023/24

** Out of 22 North American utilities surveyed for the 2023 Comparison of Electricity Prices in Major North American Cities 2023

*** Capacity saving targets are derived from the Demand Side Plan and 2021 Integrated Resource Plan

Financial Information

(in millions)

for the years ended or as at March 31	2024	2023*
Revenues	\$ 7,131	\$ 8,478
Net income	\$ 323	\$ 360
Property, plant and equipment, Right-of-use assets and intangible assets	\$ 41,958	\$ 38,870
Property, plant and equipment and Intangible assets expenditures	\$ 4,263	\$ 3,919
Net long-term debt	\$ 29,294	\$ 26,630

Definitions

power = how much electricity is consumed by customers or produced by power generators at any instant in time

energy = how much is consumed or produced over a period of time

capacity = the maximum sustainable amount of electricity that can be produced or delivered at any instant. Example: a car engine's horsepower rating is its energy capacity

Units of power

- 1 kilowatt (kW) = 1,000 watts
- 1 megawatt (MW) = 1,000 kilowatts (or 1 million watts)
- 1 gigawatt (GW) = 1,000 megawatts (or 1 billion watts)

Units of energy

- 1 kilowatt hour (kWh) = 1,000 watts for 1 hour (1,000 watt hours)
- 1 megawatt hour (MWh) = 1,000 kWh
- 1 gigawatt hour (GWh) = 1,000 MWh
- (Note that the abbreviations for prefixes follow metric convention, so kilo is k, while mega and giga are capitalized. The abbreviation for watt is W.)

Power to Energy ratios—rule of thumb

- Power to energy—for thermal electric: MW x 8 = GWh per year
- Power to energy—for large hydro: MW x 5 = GWh per year

* In 2023/24 BC Hydro changed its accounting policy related to the presentation of electricity imports and electricity exports. As a result, the comparative period 2022/23 was restated.

Operating Statistics

for the years ended or as at March 31	2024	2023*
Customer accounts		
Residential	1,990,321	1,961,208
Light industrial and commercial	226,151	223,915
Large industrial	204	203
Other	3,380	3,367
Total	2,220,056	2,188,693
Domestic Electricity Sold (gigawatt-hours)		
Residential	19,171	19,547
Light industrial and commercial	19,205	19,247
Large industrial	14,032	13,437
Other	3,005	7,649
Total	55,413	59,880

Revenues (in millions)

Residential	\$ 2,129	\$ 2,146
Light industrial and commercial	\$ 1,913	\$ 1,840
Large industrial	\$ 866	\$ 848
Other sales	\$ 596	\$ 1,148
Total Domestic Revenues:	\$ 5,504	\$ 5,982

Average Revenue (per kilowatt-hour)

Residential	11.1¢	11.0¢
Light industrial and commercial	10.0¢	9.6¢
Large industrial	6.2¢	6.3¢

Average Annual Kilowatt-Hour

Use Per Residential Customer Account	9,703	10,044
--------------------------------------	-------	--------

Peak One-Hour Integrated System Demand (megawatts)	11,363	10,977
--	--------	--------

Lines In Service

Distribution (kilometres)	60,474	60,289
Transmission (circuit kilometres)	20,198	20,192

Generating Capacity in MW

Hydroelectric	Megawatts (MW)
Aberfeldie	25.0
Alouette.....	9.0
Ash River	28.0
Bridge River	490.9
Cheakamus	174.0
† Clayton Falls	2.0
Clowhom	33.0
Elko	12.0
Falls River.....	7.0
√ GM Shrum	2,857.0
John Hart.....	136.0
Jordan River.....	170.0
Kootenay Canal.....	583.0
Ladore	47.0
La Joie.....	25.0
R Lake Bunzten	77.8
Mica.....	2,746.5
Peace Canyon	694.0
R Puntledge.....	24.0
√ Revelstoke.....	2,480.0
Ruskin.....	105.0
R Seton	48.0
Seven Mile	805.0
R Shuswap	6.0
Spillimacheen.....	4.0
√ R Stave Falls	91.0
R Strathcona.....	64.0
Waneta (1/3).....	164.4
R Wahleach.....	65.0
Walter Hardman.....	8.0
Whatshan	59.0
	<u>12,040.6</u>
Thermal	
Fort Nelson	73.0
Prince Rupert	46.0
	<u>119.0</u>
Diesel Generation	
† Ah-Sin-Heek	8.2
† Anahim Lake	3.7
† Atlin	2.9
† Bella Bella.....	4.9
† Dease Lake.....	2.4
Eddontenajon	1.2
† Ehthlateese.....	0.3
† Good Hope Lake.....	0.7
† Hartley Bay.....	1.1
† Kwadacha	1.8
† Masset	10.2
McBride.....	5.0
† Sandspit.....	9.6
Takla.....	0.5
† Telegraph Creek.....	1.4
† Toad River.....	0.6
† Tsay Keh Dene.....	2.4
	<u>52.7</u>
Total Capacity.....	<u>12,217</u>
R Has recreational area	
√ Has visitor centre	
† Non-integrated area	

Generation capacity figures may vary slightly from those stated in BC Hydro's Annual Service Plan Report due to recent plant upgrades/updates.

BC Hydro

333 Dunsmuir Street, Vancouver
British Columbia, Canada V6B 5R3