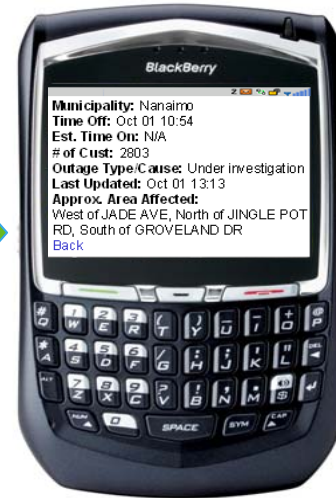
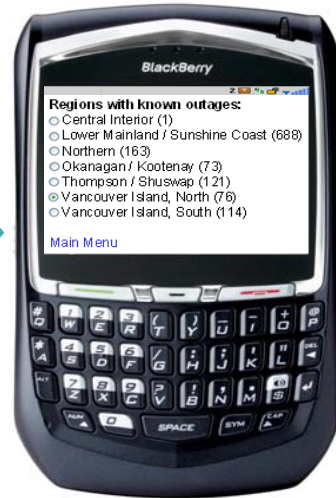
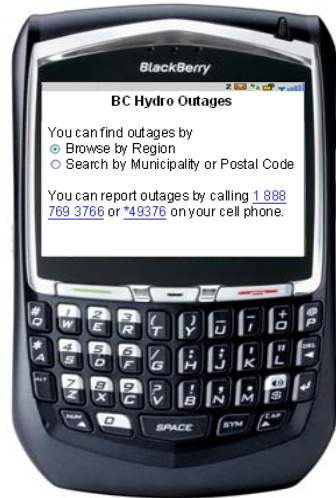
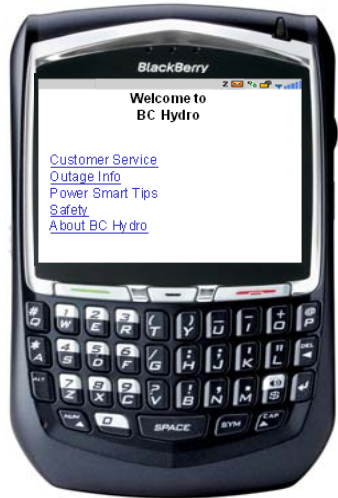




Mobile Outage Reporting System

Ability to view outage information with your mobile devices

Now with
Maps!



1 Main Menu

The BC Hydro mobile website is accessible through the Web browser of your Web-enabled mobile device.

bchydro.com/mobile

Click on **Outage Status**.

2 Outages Menu

You can browse outages by Region, Municipality, or Postal Code.

3 Region View

When browsing by Region, a list of regions with known outages will be displayed. Select your Region.

Next, follow the instructions to select an area for more outage details.

4 Outage List

Depending on the number of outages, this screen will list each of the outages within the selected area.

You can page through each outage (click **Next**) or select to view **Details** of an individual outage.

5 Detailed Outage Information

Outage **Details** include:

- Time of outage
- Estimated Restoration Time (ETR)
- # of affected customers
- Outage cause
- Last updated time
- Approx. area affected
- Click **View Map**

6 Map View

View each outage on a visually-friendly map. The approx. outage area is surrounded by a polygon.

Click **Zoom In** or **Zoom Out** or pan in any direction by clicking on the **West**, **East**, **North**, or **South** buttons.