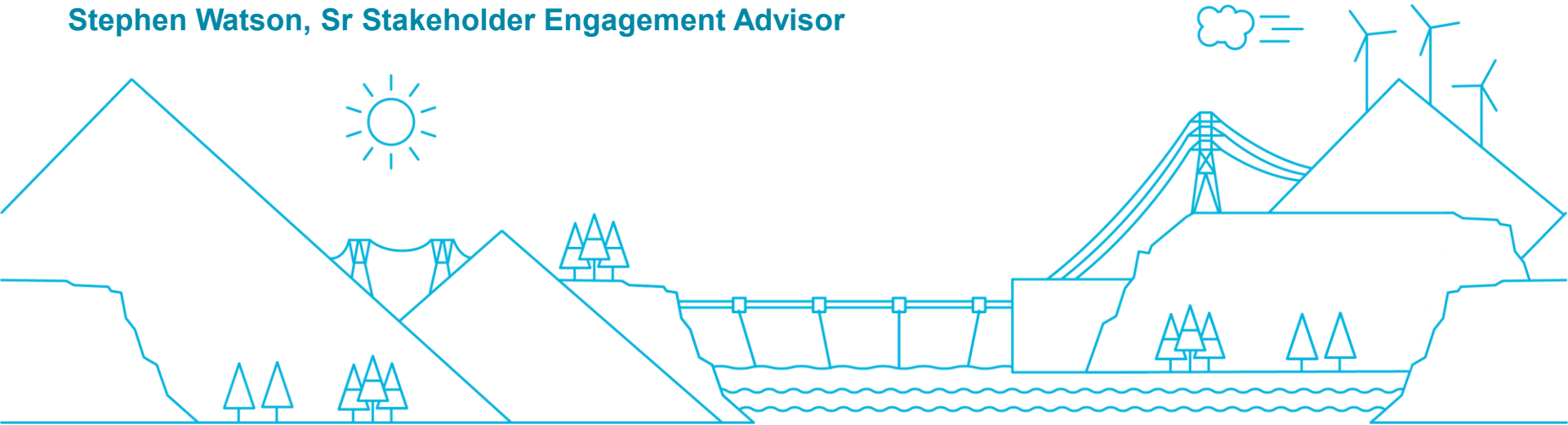


Victoria to Saanich Cable Replacement Project

Virtual Community Open House #1

Stephen Watson, Sr Stakeholder Engagement Advisor



Date: February 2, 2024

Virtual Meeting Etiquette



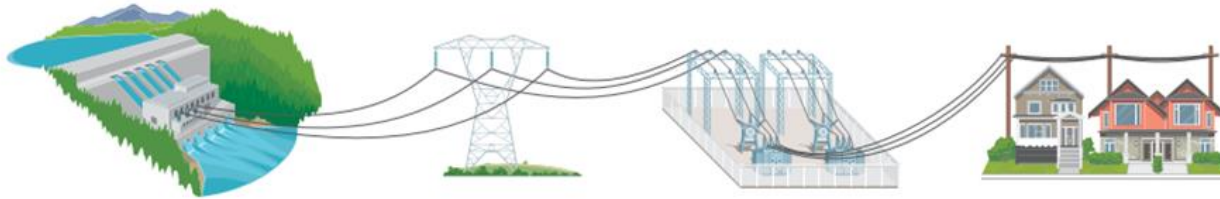
- We are not recording this session, and kindly ask that others do not record
- The group will be placed on mute during the presentation
- Please put your questions in the chat box
- After the presentation, the group will be unmuted. Please mute your microphone when not speaking
- Please don't use a virtual background with video to save bandwidth
- Share air space so that everyone can participate
- Challenge ideas, not people

Agenda

- **Background on how we deliver electricity to Greater Victoria customers;**
- **Project overview;**
- **Next steps; and**
- **Questions and answers.**

Delivering Electricity To Our Customers

Our electricity system



Generation

Electricity is generated by BC Hydro and independent power producers.

Transmission

Electricity is moved from where it's produced to where it's used.

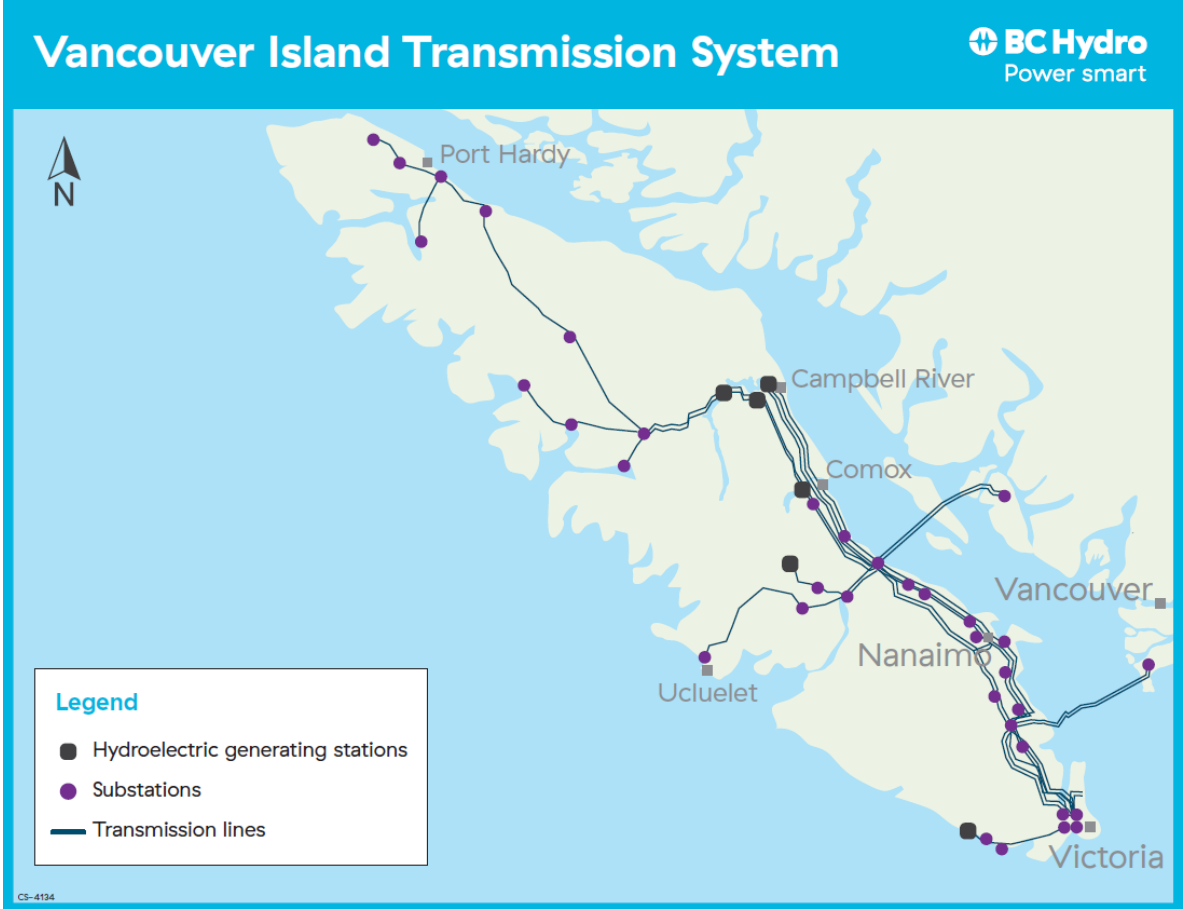
Substations

Voltage is reduced at substations to provide power suitable for use in your home or business.

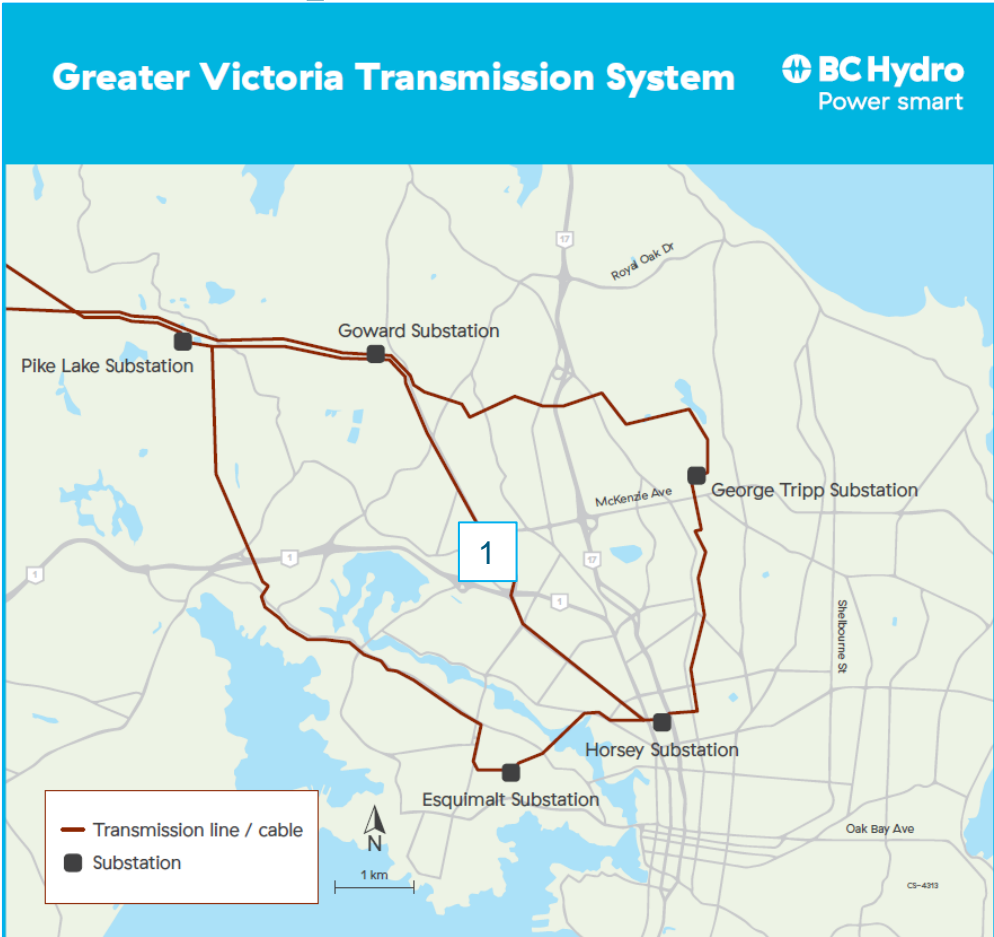
Distribution

Low voltage electricity is provided to neighbourhoods and businesses.

Background Map



Background Map



1: Victoria to Saanich
Cable Replacement
Project

Project Overview



An example of duct bank construction and underground cable.

- We are committed to delivering safe and reliable electricity to our customers across the province.
- The Victoria to Saanich Cable Replacement Project is planning to replace a 230 kilovolt, direct buried, oil-filled transmission cable.
- The cable is regularly monitored and maintained and is critical to the electricity supply for Greater Victoria.
- This circuit is nearing end of life and requires replacement.
 - It is at moderate risk of failure
- Continued electricity load growth requires additional cable capacity.

Project Key Benefits

The project will provide the following benefits:

- Reliability
- Capacity
- Seismic Resiliency
- Environment

Cross section of a polyethylene cable (left) and an oil-filled cable (right).





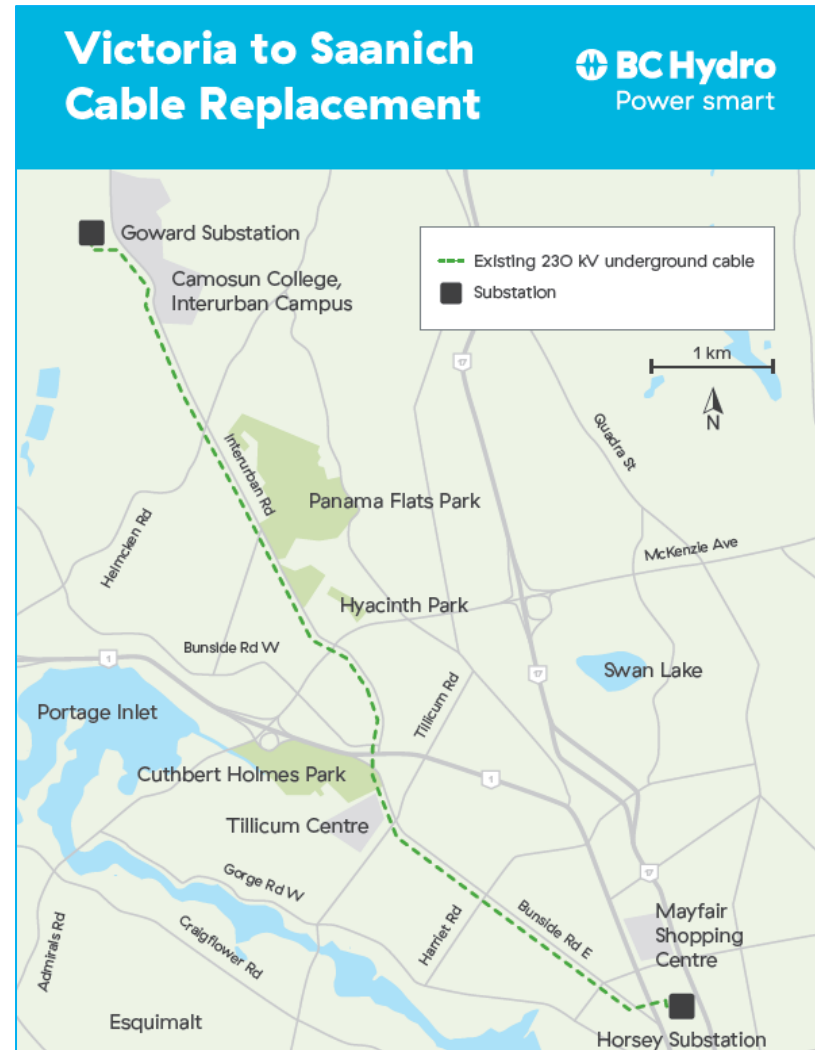
Figure 4 Modern 220 kV XLPE Plastic Cable

Project Routing

- The new cable may closely follow the existing route.
- The project requires approval from the BC Utilities Commission.



An example of placing cable.



Typical Project Duct Bank Construction



Remove the road surface and dig a trench about 2.5 metres wide and 2.5 metres deep.



Create a form to hold the concrete in the right shape while it sets and add PVC ducts that will hold the cables.



Place in concrete, wait for it to set, then remove the form.

Images for illustration only – this work will look different in this specific utility corridor.



Refill the trench and repair the roadway.

Construction Considerations

Considerations include:


- Safety
- Construction equipment
- Timing of work
- Location

We'll develop traffic management and construction plans in advance of the planned work.




Construction Timing and Location


Interurban Rd



Interurban Rd



Interurban Rd



Burnside Rd



Environment and Archaeology

- Environmental and archaeological overview assessments have been completed for the project.
- We are working to provide a contaminated sites review to inform soil and groundwater management during construction.
- Further terrestrial and aquatic detailed studies may be required at creek crossings, construction in or near Colquitz Creek Park, and for removal of vegetation.



Photos from 2013: Soil remediation work to remove mineral oil beside Colquitz Creek. The work also included bank stabilization.

Environment and Archaeology

- We are developing a socio-economic and community study to support regulatory requirements.
- An Environmental Management Plan will be prepared to address adverse environmental and socio-economic effects during construction.
- We will monitor environmental compliance during construction.



Photos from 2013: Soil remediation work to remove mineral oil beside Colquitz Creek. The work also included bank stabilization

Project Timeline

2023

2024

2025

2026

2027

2028

Victoria to
Saanich Cable

Design

Procurement

BC Utility
Commission
process

Construction

★ Targeted Energization

 **BC Hydro**
Power smart



Thank you



- Thanks for joining us today to hear more about this project and share your feedback.
- Please follow our website, www.bchydro.com/victoriatosaanich to keep up-to-date with project information.



- Email questions and comments at projects@bchydro.com



BC Hydro

Power smart